





# MIRRAX ESR

UDDEHOLM MIRRAX ESR

|  | <br><small>a voestalpine company</small> | REFERENCE STANDARD |          |             |
|---|---|--------------------|----------|-------------|
|   |   | AISI               | Wnr.     | JIS         |
| ASSAB DF-3  | ARNE  | O1                 | 1.2510   | SKS 3       |
| ASSAB XW-10   | RIGOR   | A2                 | 1.2363   | SKD 12      |
| ASSAB XW-42   | SVERKER 21  | D2                 | 1.2379   | (SKD 11)    |
| CALMAX / CARMO  | CALMAX / CARMO  |                    | 1.2358   |             |
| VIKING  | VIKING / CHIPPER  |                    | (1.2631) |             |
| CALDIE  | CALDIE  |                    |          |             |
| ASSAB 88  | SLEIPNER  |                    |          |             |
| ASSAB PM 23 SUPERCLEAN  | VANADIS 23 SUPERCLEAN   | (M3:2)             | 1.3395   | (SKH 53)    |
| ASSAB PM 30 SUPERCLEAN  | VANADIS 30 SUPERCLEAN   | (M3:2 + Co)        | 1.3294   | SKH 40      |
| ASSAB PM 60 SUPERCLEAN  | VANADIS 60 SUPERCLEAN   |                    | (1.3292) |             |
| VANADIS 4 EXTRA SUPERCLEAN  | VANADIS 4 EXTRA SUPERCLEAN  |                    |          |             |
| VANADIS 8 SUPERCLEAN  | VANADIS 8 SUPERCLEAN  |                    |          |             |
| VANCRON SUPERCLEAN  | VANCRON SUPERCLEAN  |                    |          |             |
| ELMAX SUPERCLEAN  | ELMAX SUPERCLEAN  |                    |          |             |
| VANAX SUPERCLEAN  | VANAX SUPERCLEAN  |                    |          |             |
| ASSAB 518   |   | P20                | 1.2311   |             |
| ASSAB 618 T   |   | (P20)              | (1.2738) |             |
| ASSAB 618 / 618 HH  |   | (P20)              | 1.2738   |             |
| ASSAB 718 SUPREME / 718 HH  | IMPAX SUPREME / IMPAX HH  | (P20)              | 1.2738   |             |
| NIMAX / NIMAX ESR   | NIMAX / NIMAX ESR   |                    |          |             |
| VIDAR 1 ESR   | VIDAR 1 ESR   | H11                | 1.2343   | SKD 6       |
| UNIMAX  | UNIMAX  |                    |          |             |
| CORRAX  | CORRAX  |                    |          |             |
| ASSAB 2083  |   | 420                | 1.2083   | SUS 420J2   |
| STAVAX ESR  | STAVAX ESR  | (420)              | (1.2083) | (SUS 420J2) |
| MIRRAX ESR  | MIRRAX ESR  | (420)              |          |             |
| MIRRAX 40   | MIRRAX 40   | (420)              |          |             |
| TYRAX ESR   | TYRAX ESR   |                    |          |             |
| POLMAX  | POLMAX  | (420)              | (1.2083) | (SUS 420J2) |
| ROYALLOY  | ROYALLOY  | (420 F)            |          |             |
| COOLMOULD   | COOLMOULD   |                    |          |             |
| ASSAB 2714  |   |                    | 1.2714   | SKT 4       |
| ASSAB 2344  |   | H13                | 1.2344   | SKD 61      |
| ASSAB 8407 2M   | ORVAR 2M  | H13                | 1.2344   | SKD 61      |
| ASSAB 8407 SUPREME  | ORVAR SUPREME   | H13 Premium        | 1.2344   | SKD 61      |
| DIEVAR  | DIEVAR  |                    |          |             |
| QRO 90 SUPREME  | QRO 90 SUPREME  |                    |          |             |
| FORMVAR   | FORMVAR   |                    |          |             |

( ) - modified grade

“ASSAB” and the logo are trademark registered. The information contained herein is based on our present state of knowledge and is intended to provide general notes on our products and their uses. Therefore, it should not be construed as a warranty of specific properties of the products described or a warranty for fitness for a particular purpose. Each user of ASSAB products is responsible for making its own determination as to the suitability of ASSAB products and services.

Edition 20200413

# MIRRAX ESR

Mirrax ESR is specially developed and adapted for larger moulds that require corrosion resistance and/or high surface finish.

It is characterised by:

- High hardenability for consistent properties in large dimensions
- Good ductility and toughness for a safe production
- High corrosion resistance for low maintenance requirements
- Excellent polishability for aesthetic quality and function
- Good wear resistance for longer life

Mirrax ESR is also the right choice for larger tools when contamination in production is totally unacceptable: within the medical industry, optical industry and for other high quality transparent articles.

## GENERAL

Demands placed on plastic mould tooling are increasing. Such conditions require mould steel that possess a unique combination of toughness, corrosion resistance and the ability to reach uniform hardness levels throughout large cross sections. Mirrax ESR has proven to be the right choice for these applications.

Mirrax ESR is a premium grade stainless tool steel with the following properties:

- Excellent polishability
- High corrosion resistance
- Excellent through-hardening properties
- Good ductility and toughness
- Good wear resistance

The combination of these properties provides a steel with outstanding production performance.

The practical benefits of good corrosion resistance in a plastic mould can be summarised as follows:

- Lower mould maintenance costs.  
The surface of cavity impressions retain their original finish over an extended service life. Moulds stored or operated in humid conditions require no special protection.
- Lower production costs.  
Since cooling channels are less likely to be affected by corrosion (unlike conventional mould steel), heat transfer characteristics, and therefore cooling efficiency, are constant throughout the mould life, ensuring consistent cycle times.

These benefits, coupled with the high wear resistance of Mirrax ESR, offer the moulder low-maintenance, long-life moulds for the greatest overall tooling economy.

Note! Mirrax ESR is produced using the Electro-Slag-Remelting (ESR) technique. The result is a mould steel with a very low inclusion level providing excellent polishability characteristics.

|                        |                                  |      |      |      |      |      |      |    |
|------------------------|----------------------------------|------|------|------|------|------|------|----|
| Typical analysis %     | C                                | Si   | Mn   | Cr   | Mo   | Ni   | V    | +N |
|                        | 0.25                             | 0.35 | 0.55 | 13.3 | 0.35 | 1.35 | 0.35 |    |
| Standard specification | AISI 420 modified                |      |      |      |      |      |      |    |
| Delivery condition     | Soft annealed to approx. 250 HB. |      |      |      |      |      |      |    |

## APPLICATIONS

Although Mirrax ESR is recommended for all types of moulds, its special properties make it particularly suitable for moulds with the following demands:

- Corrosion/staining resistance, i.e. for moulding of corrosive materials, e.g. PVC, acetates, and for moulds subjected to humid working/storage conditions.
- High surface finish, i.e. for the production of optical parts, such as camera and sunglass lenses, and for medical components, e.g. syringes, analysis vials etc.
- Toughness/ductility, i.e. for complex moulds
- Outstanding through-hardening characteristics i.e. high hardenability, important for larger moulds.

## PROPERTIES

### PHYSICAL DATA

Hardened and tempered to 50 HRC. Data at room and elevated temperatures.

| Temperature                                    | 20 °C   | 200 °C                  | 400 °C                  |
|--|---------|-------------------------|-------------------------|
| Density, kg/m <sup>3</sup>                     | 7 740   | -                       | -                       |
| Modulus of elasticity N/mm <sup>2</sup>        | 210 000 | 210 000                 | 180 000                 |
| Coefficient of thermal expansion /°C from 20°C | -       | 11.1 × 10 <sup>-6</sup> | 11.7 × 10 <sup>-6</sup> |
| Thermal conductivity* W/m °C                   | -       | 20                      | 24                      |
| Specific heat J/kg °C                          | 460     | -                       | -                       |

\* Thermal conductivity is very difficult to measure, the scatter can be as high as ±15%

## TENSILE STRENGTH AT ROOM TEMPERATURE

The tensile strength values are to be considered as only approximate. The test samples have been hardened in air from 1020 °C and tempered twice to the given hardness.

All specimens have been taken from a bar with the dimension 407 x 203 mm.

| Hardness                             | 50 HRC | 45 HRC |
|--------------------------------------|--------|--------|
| Tensile strength, R <sub>m</sub> MPa | 1 780  | 1 500  |
| Yield point Rp0.2 MPa                | 1 290  | 1 200  |

## IMPACT TOUGHNESS

Mirrax ESR has much higher toughness/ductility compared to other stainless tool steel of W.-Nr. 1.2083/ AISI 420 type.

For maximum toughness and ductility use low temperature tempering and for maximum abrasive wear resistance and lower stress level use high temperature tempering.

Approximate room temperature impact strength as measured by samples removed from the centre of a forged block, tested in the short transverse direction is shown below.

Original bar dimension: 508 x 306 mm

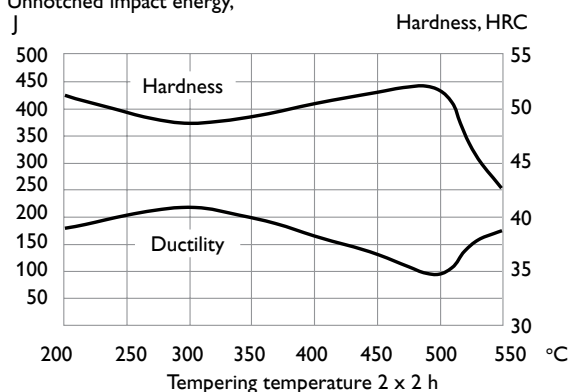
Specimen size: 7 x 10 x 55 mm unnotched.

Hardened at 1020°C for 30 minutes.

Quenched in air. Tempered 2 x 2 h.

## THE INFLUENCE OF TEMPERING TEMPERATURE ON THE ROOM TEMPERATURE UNNOTCHED IMPACT TOUGHNESS

Unnotched impact energy, J



## CORROSION RESISTANCE

A tool made from Mirrax ESR has a very good corrosion resistance and will resist corrosive environment better than other stainless tool steel of the W.-Nr. 1.2083/AISI 420 type.

Mirrax ESR shows the best corrosion resistance when tempered at a low temperature and polished to a mirror finish.

In the graph below values from potentiodynamic polarisation curves have been evaluated to show the difference in general corrosion resistance between Mirrax ESR and W.-Nr.1.2083/AISI 420 measured at low and high temperature tempering.


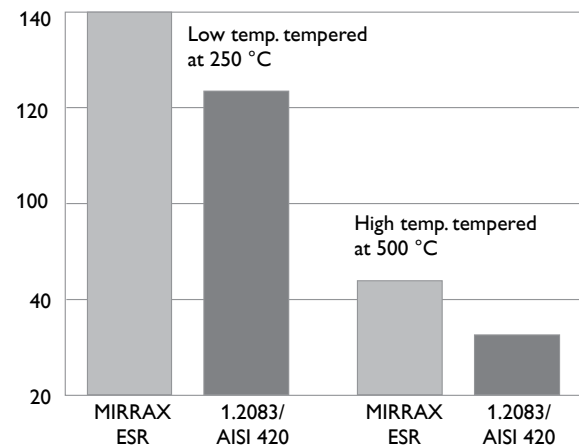
Specimen size: 20 x 15 x 3 mm

Hardened at 1020 °C for 30 minutes.

Quenched in air. Tempered 2 x 2 h.

## THE INFLUENCE OF MOULD STEEL AND TEMPERING TEMPERATURE ON CORROSION RESISTANCE

Relative corrosion resistance



Mould for production of street-light cover.

# HEAT TREATMENT

## SOFT ANNEALING

Protect the steel and heat through to 740 °C. Then cool in the furnace at 15 °C per hour to 550 °C, then freely in air.

## STRESS-RELIEVING

After rough machining the tool should be heated through to 650 °C, holding time 2 hours. Cool slowly to 500 °C, then freely in air.

## HARDENING

Preheating temperature: 600 – 920 °C. Normally a minimum of two preheating steps.

Austenitising temperature: 1000 – 1025 °C but usually 1020 °C. For very large moulds 1000 °C is recommended.

| Temperature °C | Soaking time* minutes | Hardness before tempering HRC |
|----------------|-----------------------|-------------------------------|
| 1020           | 30                    | 55±2                          |
| 1000           | 30                    | 54±2                          |

\* Holding time = time at hardening temperature after the tool is fully heated through

Protect the part against decarburisation and oxidation during hardening.

## QUENCHING MEDIA AND HARDENABILITY

- Vacuum, cooling in gas with sufficient overpressure
- Fluidised bed or salt bath at 350 – 500 °C then cool in air blast
- High speed gas/circulating atmosphere

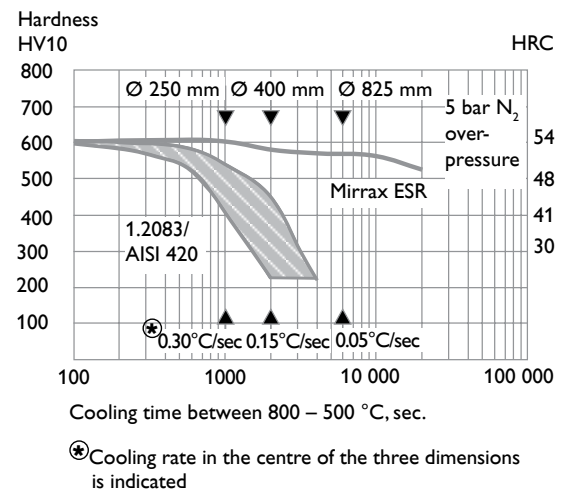
In order to obtain optimum properties, the cooling rate should be as fast as possible while maintaining an acceptable level of distortion. When heating in a vacuum furnace, min. 4 – 5 bar overpressure is recommended.

Note: Temper the tool as soon as its temperature reaches 50 – 70 °C.

When hardening larger dimensions of W.-Nr. 1.2083/ AISI 420 type of material, the relatively poor hardenability will provide a low hardness and an undesirable microstructure over the cross section. In some parts of the mould the corrosion resistance and the toughness will be lowered.

Mirrax ESR has a much better hardenability than the W.-Nr. 1.2083/AISI 420 type of material so the high hardness will be retained even in the centre of large dimensions. The very good hardenability will also have a decisive effect on other properties such as toughness and corrosion resistance.

## HARDNESS AS A FUNCTION OF COOLING RATE DURING HARDENING



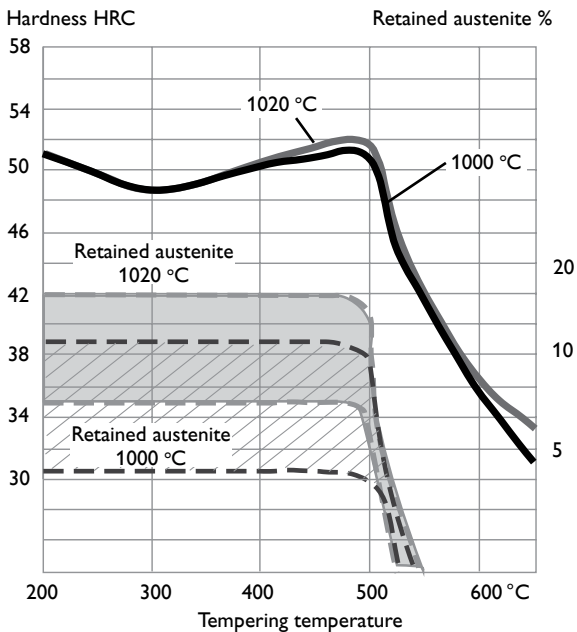
## TEMPERING

Choose the tempering temperature according to the hardness required by reference to the tempering graph. Temper minimum twice with intermediate cooling to room temperature.

Lowest tempering temperature 250°C. Holding time at temperature minimum 2 hours.

### TEMPERING GRAPH

The tempering curves are approximate.



Above tempering curves are obtained after heat treatment of samples with a size of 15 x 15 x 40 mm, cooling in forced air. Lower hardness can be expected after heat treatment of tools and dies due to factors like actual tool size and heat treatment parameters.

Note: Tempering at 250 – 300 °C results in the best combination of toughness, hardness and corrosion resistance. However, for very large moulds and/or a complicated design it is recommended to use a high tempering temperature to reduce the residual stresses to a minimum.

## DIMENSIONAL CHANGES

The dimensional changes during hardening and tempering vary depending on temperatures, type of equipment and cooling media used during heat treatment.

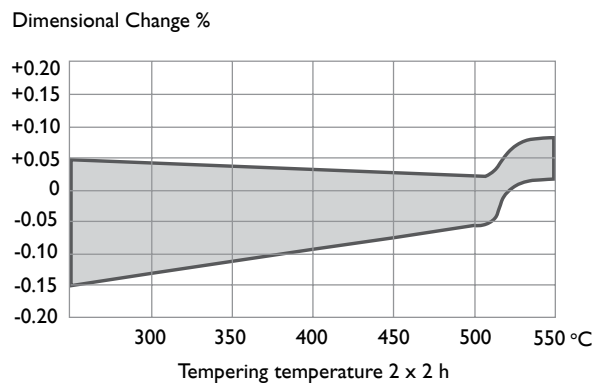
The size and geometry of the tool will also affect distortion and dimensional change. Therefore the tool should always be manufactured with enough machining allowance to compensate for dimensional changes.

Use 0.20% as a guideline for Mirrax ESR provided that a stress relief is performed between rough and semi-finished machining as recommended.

Expect shrinkage rather than growth when using low temperature tempering as shown in the graph below.

Dimensional changes were measured for a sample of Mirrax ESR with a size of 100 x 100 x 100 mm.

Dimensional changes to be expected after hardening from 1000 – 1020 °C and tempered at various temperature. Spread is a result of the different dimensional changes in different directions.



For growth in all directions, tempering at temperatures  $\geq 520$  °C is required.

# MACHINING RECOMMENDATIONS

The cutting data below are to be considered as guidelines and may require adjustments based on equipment, selection of cutting tools, etc.

The recommendations, in following tables, are valid for Mirrax ESR hardness approx. 250 HB.

## TURNING

| Cutting data parameters        | Turning with carbide   |                              | Turning with high speed steel |
|--------------------------------|------------------------|------------------------------|-------------------------------|
|                                | Rough turning          | Fine turning                 | Fine turning                  |
| Cutting speed ( $v_c$ ), m/min | 160 – 210              | 210 – 260                    | 18 – 23                       |
| Feed (f) mm/rev                | 0.2 – 0.4              | 0.05 – 0.2                   | 0.05 – 0.3                    |
| Depth of cut ( $a_p$ ) mm      | 2 – 4                  | 0.5 – 2                      | 0.5 – 3                       |
| Carbide designation ISO        | P20-P30 Coated carbide | P10 Coated carbide or cermet | –                             |

## MILLING

### FACE AND SQUARE SHOULDER MILLING

| Cutting data parameters       | Milling with carbide     |                                    |
|-------------------------------|--------------------------|------------------------------------|
|                               | Rough milling            | Fine milling                       |
| Cutting speed ( $v_c$ ) m/min | 160 – 240                | 240 – 280                          |
| Feed ( $f_z$ ) mm/tooth       | 0.2 – 0.4                | 0.1 – 0.2                          |
| Depth of cut ( $a_p$ ) mm     | 2 – 4                    | 0.5 - 2                            |
| Carbide designation ISO       | P20 - P40 Coated carbide | P10 – P20 Coated carbide or cermet |

### END MILLING

| Cutting data parameters        | Type of end mill          |                           |                          |
|--------------------------------|---------------------------|---------------------------|--------------------------|
|                                | Solid carbide             | Carbide indexable insert  | High speed steel         |
| Cutting speed ( $v_c$ ), m/min | 120 – 150                 | 160 – 220                 | 25 – 30 <sup>1)</sup>    |
| Feed ( $f_z$ ) mm/tooth        | 0.01 – 0.20 <sup>2)</sup> | 0.06 – 0.20 <sup>2)</sup> | 0.01 – 0.3 <sup>2)</sup> |
| Carbide designation ISO        | –                         | P20 – P30                 | –                        |

<sup>1)</sup> For coated HSS end mill  $v_c = 45 – 50$  m/min.

<sup>2)</sup> Depending on radial depth of cut and cutter diameter

## DRILLING

### HIGH SPEED STEEL TWIST DRILL

| Drill diameter mm | Cutting speed ( $v_c$ ) m/min | Feed (f) mm/r |
|-------------------|-------------------------------|---------------|
| ≤5                | 14 – 16 *                     | 0.05 – 0.15   |
| 5 – 10            | 14 – 16 *                     | 0.15 – 0.20   |
| 10 – 15           | 14 – 16 *                     | 0.20 – 0.25   |
| 15 – 20           | 14 – 16 *                     | 0.25 – 0.30   |

\* For coated HSS drill  $v_c = 22 – 24$  m/min.

### CARBIDE DRILL

| Cutting data parameters        | Type of drill             |                           |                           |
|--------------------------------|---------------------------|---------------------------|---------------------------|
|                                | Indexable insert          | Solid carbide             | Carbide tip <sup>1)</sup> |
| Cutting speed ( $v_c$ ), m/min | 210 – 230                 | 80 – 100                  | 70 – 80                   |
| Feed (f) mm/r                  | 0.03 – 0.10 <sup>2)</sup> | 0.10 – 0.25 <sup>3)</sup> | 0.15 – 0.25 <sup>4)</sup> |

<sup>1)</sup> Drill with replaceable or brazed carbide tip

<sup>2)</sup> Feed rate for drill diameter 20–40 mm

<sup>3)</sup> Feed rate for drill diameter 5–20 mm

<sup>4)</sup> Feed rate for drill diameter 10–20 mm

## GRINDING

A general grinding wheel recommendation is given below. More information can be found in the publication "Grinding of tool steel".

| Type of grinding             | Soft annealed | Hardened |
|------------------------------|---------------|----------|
| Face grinding straight wheel | A 46 HV       | A 46 HV  |
| Face grinding segments       | A 24 GV       | A 36 GV  |
| Cylindrical grinding         | A 46 LV       | A 60 KV  |
| Internal grinding            | A 46 JV       | A 60 JV  |
| Profile grinding             | A 100 KV      | A 120 JV |



## WELDING

Good results when welding tool steel can be achieved if proper techniques are used.

Precautions such as preheating, heat treatment, post weld heat treatment, joint preparation, selection of consumables, etc. are required.

For best result after polishing and photo-etching use consumables with a matching chemical composition to the mould steel.

| Welding method                 | TIG  |
|--------------------------------|--|
| Working temperature            | 200 - 250 °C   |
| Welding consumables            | MIRRAX TIG Weld  |
| Hardness after welding         | 53 - 56 HRC  |
| Heat treatment after welding : |  |
| Hardened condition             | Temper at 10 – 20 °C below the original tempering temperature. |
| Delivery condition             | Heat treat to 700 °C for 5 hours. Then cool freely in air.     |

## POLISHING

Mirrax ESR has a very good polishability in the hardened and tempered condition.

A slightly different technique, in comparison with other ASSAB mould steel, should be used. The main principle is to use smaller steps at the fine-grinding/polishing stages and not to start polishing on too rough of a surface.

It is also important to stop the polishing operation immediately after the last scratch from the former grit size has been removed.

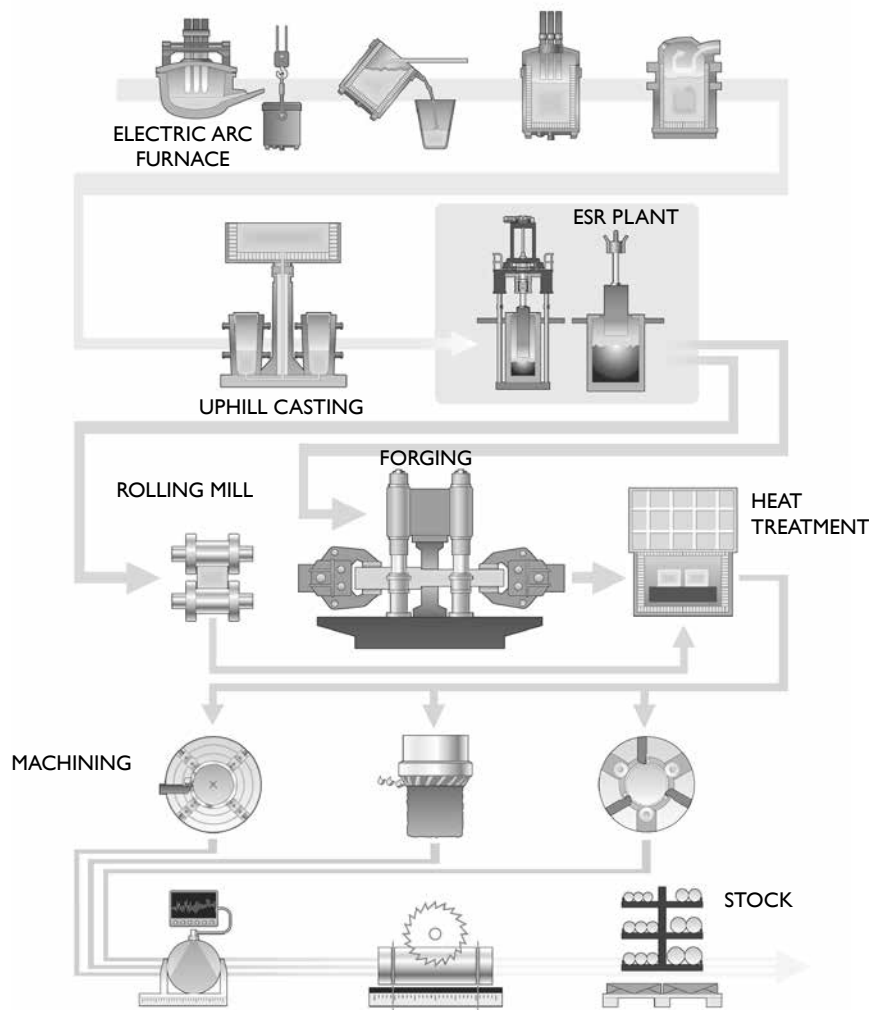
## PHOTO-ETCHING

Mirrax ESR has a very low inclusion content and a homogeneous microstructure. The high cleanliness level provides for good photo-etching/texturing characteristics.

The special photo-etching process that might be necessary because of Mirrax ESR's good corrosion resistance is familiar to all the leading photo-etching companies.

## FURTHER INFORMATION

Please contact your local ASSAB office for further information on the selection, heat treatment, application and availability of ASSAB tool steel.



## THE ESR TOOL STEEL PROCESS

The starting material for our tool steel is carefully selected from high quality recyclable steel. Together with ferro-alloys and slag formers, the recyclable steel is melted in an electric arc furnace. The molten steel is then tapped into a ladle.

The de-slagging unit removes oxygen-rich slag and after the de-oxidation, alloying and heating of the steel bath are carried out in the ladle furnace. Vacuum degassing removes elements such as hydrogen, nitrogen and sulphur.

### ESR PLANT

In uphill casting the prepared moulds are filled with a controlled flow of molten steel from the ladle.

From this, the steel can go directly to our rolling mill or to the forging press, but also to our ESR furnace where our most sophisticated steel grades are melted once again in an electro slag remelting process. This is done by melting a consumable electrode immersed in an overheated slag bath. Controlled solidification in the steel bath results in an ingot of high homogeneity,

thereby removing macro segregation. Melting under a protective atmosphere gives an even better steel cleanliness.

### HOT WORKING

From the ESR plant, the steel goes to the rolling mill or to our forging press to be formed into round or flat bars. Prior to delivery all of the different bar materials are subjected to a heat treatment operation, either as soft annealing or hardening and tempering. These operations provide the steel with the right balance between hardness and toughness.

### MACHINING

Before the material is finished and put into stock, we also rough machine the bar profiles to required size and exact tolerances. In the lathe machining of large dimensions, the steel bar rotates against a stationary cutting tool. In peeling of smaller dimensions, the cutting tools revolve around the bar.

To safeguard our quality and guarantee the integrity of the tool steel we perform both surface and ultrasonic inspections on all bars. We then remove the bar ends and any defects found during the inspection.

# ASSAB

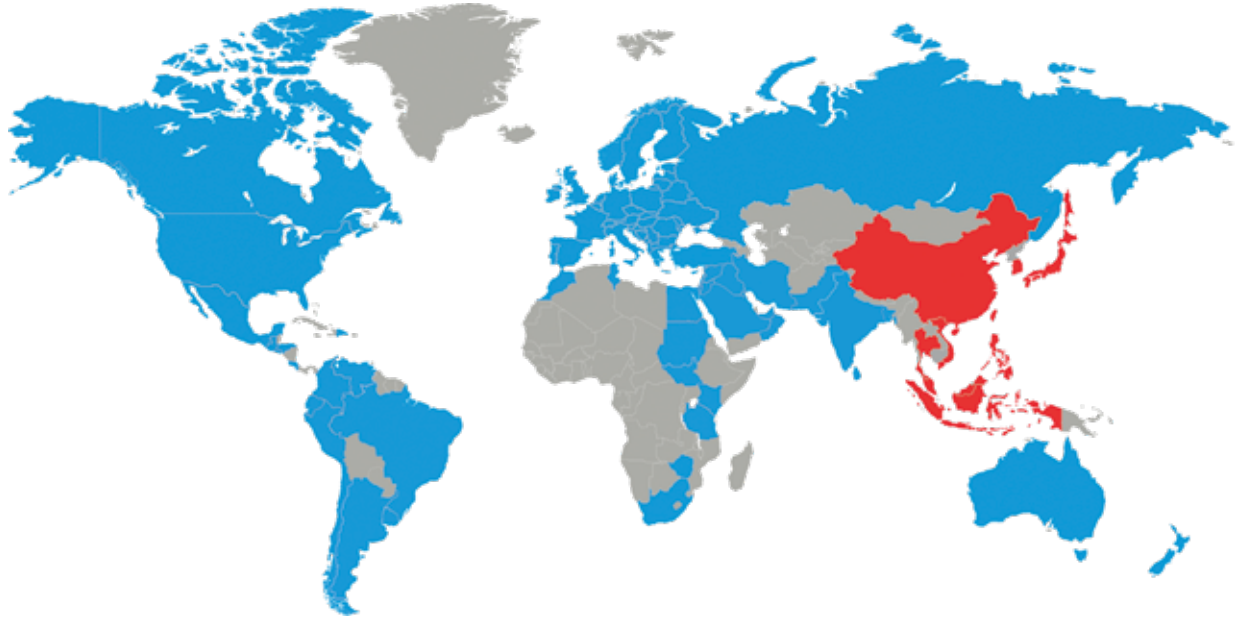
## SUPERIOR TOOLING SOLUTIONS

# A ONE-STOP SHOP



ASSAB is unmatched as a one-stop product and service provider that offers superior tooling solutions. In addition to the supply of tool steel and other special steel, our range of comprehensive value-added services, such as machining, heat treatment and coating services, span the entire supply chain to ensure convenience, accountability and optimal usage of steel for customers. We are committed to achieving solutions for our customers, with a constant eye on time-to-market and total tooling economy.





Choosing the right steel is of vital importance. ASSAB engineers and metallurgists are always ready to assist you in your choice of the optimum steel grade and the best treatment for each application. ASSAB not only supplies steel products with superior quality, we offer state-of-the-art machining, heat treatment and surface treatment services to enhance steel properties to meet your requirement in the shortest lead time. Using a holistic approach as a one-stop solution provider, we are more than just another tool steel supplier.

ASSAB and Uddeholm are present on every continent. This ensures you that high quality tool steel and local support are available wherever you are. Together we secure our position as the world's leading supplier of tooling materials.

For more information, please visit  
[www.assab.com](http://www.assab.com)

